



National Marine Manufacturers Association

nmma.org

ECONOMIC SIGNIFICANCE OF RECREATIONAL BOATING IN CALIFORNIA

CONGRESSIONAL DISTRICT 5

Number of Recreational Boats*	23,675
Recreational Boating Industry Businesses	76
Total Jobs	1,998
Annual Recreational Boating-Related Spending	\$105.4 MILLION

TOTAL ANNUAL ECONOMIC IMPACT OF RECREATIONAL BOATING:



\$249.8 MILLION



RECREATIONAL BOATS IN CA-5

TOTAL BOATS* 23,675

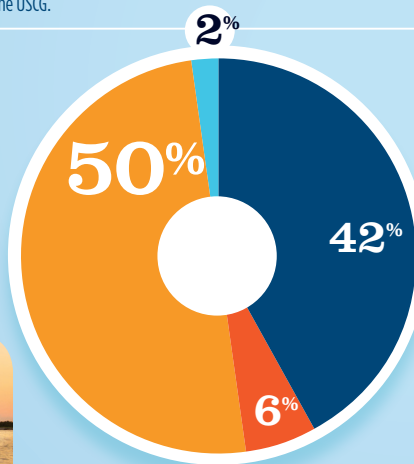
REGISTERED BOATS	23,675
Power boats	19,257
PWCs	2,677
Sailboats	1,685
Other Boats	56
HOUSEHOLDS PER BOAT	11.0



* Total boats are registered boats as reported by states to the USCG.

RECREATIONAL BOATING CREATES JOBS IN CA-5

TOTAL BOATING JOBS	539
Boat Building	13
Motor / Engine Mfgr.	-
Accessory / Supplies Mfgr.	267
Dealers / Wholesalers	32
Boat Services	227

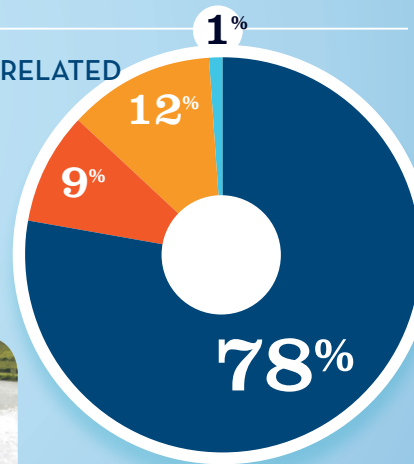


BOAT BUILDING
MOTOR/ENG. MFGR. †
ACC./SUPPLIES MFGR.
DLRS/WHOLESALERS
BOAT SERVICES
† 0%



RECREATIONAL BOATING-RELATED BUSINESSES IN CA-5

TOTAL BUSINESSES	76
Boat Building	1
Motor / Engine Mfgr.	-
Accessory / Supplies Mfgr.	9
Dealers / Wholesalers	7
Boat Services	59

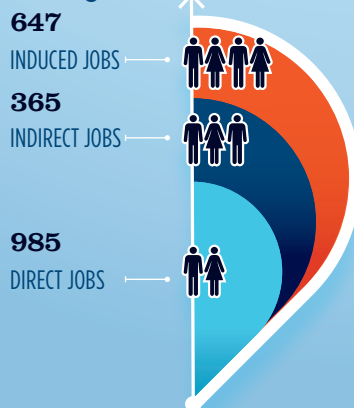


BOAT BUILDING
MOTOR/ENG. MFGR. †
ACC./SUPPLIES MFGR.
DLRS/WHOLESALERS
BOAT SERVICES
† 0%



ESTIMATED JOBS IMPACT OF RECREATIONAL BOATING-RELATED SPENDING IN CA-5

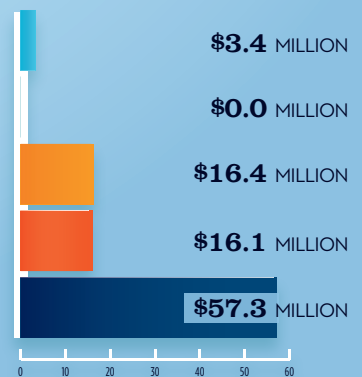
EST. TOTAL JOBS	1,998
EST. TOTAL LABOR INCOME (MILLIONS)	\$82.3
Est. Direct Income	\$33.7
Est. Indirect Income	\$20.3
Est. Induced Income	\$28.3



RECREATIONAL BOATING INDUSTRY SALES IN CA-5

Boat Building	\$3.4 MILLION
Motor / Engine Mfgr.	\$0.0 MILLION
Accessory / Supplies Mfgr.	\$16.4 MILLION
TOTAL MFGR. SALES	\$19.7 MILLION
Dealers / Wholesalers	\$16.1 MILLION
Boat Services	\$57.3 MILLION
TOTAL RETAIL & SERVICES SALES	\$73.3 MILLION

BOAT BUILDING
MOTOR/ENG. MFGR.
ACC./SUPPLIES MFGR.
DLRS/WHOLESALERS
BOAT SERVICES



Source: NMMMA's Center of Knowledge; Recreational Marine Research Center at Michigan State University